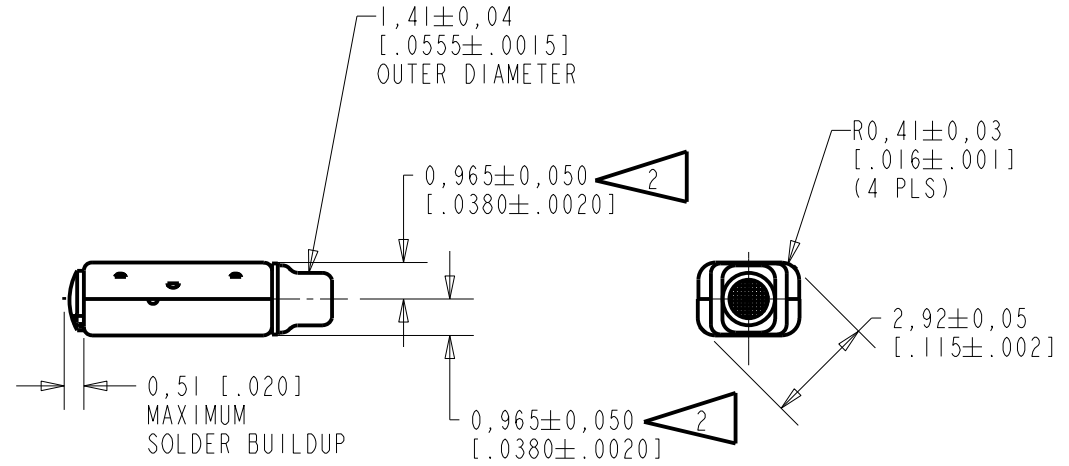
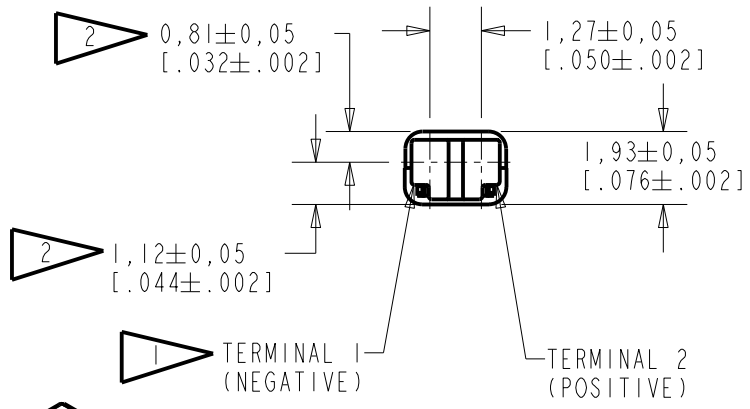
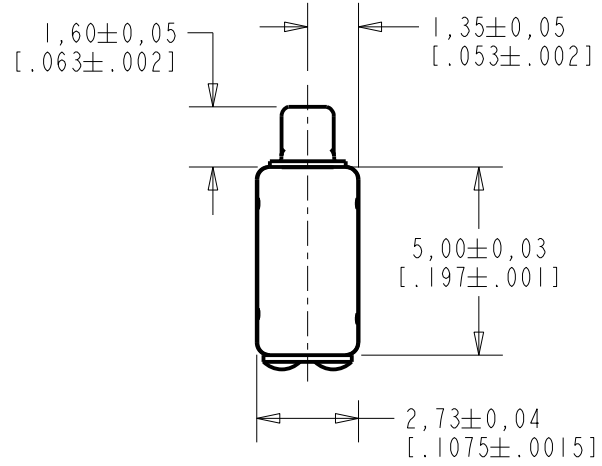


FK-26816-000
SHT 1.1

NOTES:

- 1 A POSITIVE GOING VOLTAGE AT TERMINAL 2, RELATIVE TO TERMINAL 1, CAUSES A DECREASE IN PRESSURE AT THE SOUND OUTLET.
- 2 LOCATED FROM TWO SURFACES FOR CUSTOMER CONVENIENCE. ONLY APPLICABLE FROM ONE SURFACE, NOT TO BE USED TOGETHER.



NOMINAL WEIGHT .11 GRAMS
SCALE 2:1 DIMENSIONS IN MILLIMETERS [INCHES]

Revision	C.O. #	Implementation Date	RELEASE LEVEL	REVISION
F	C10114032	11-7-12	Active	F
E	C10112307	4-20-11		
D	C10111598	8-17-10		

SCALE: 5:1		DR. BY DATE
DO NOT SCALE DRAWING		MMM 9-6-05
TITLE: RECEIVER	FK-26816-000	CK. BY DATE
OUTLINE DRAWING	SHT 1.1	GJP 9-12-05
		APP. BY DATE
		GJP 9-12-05

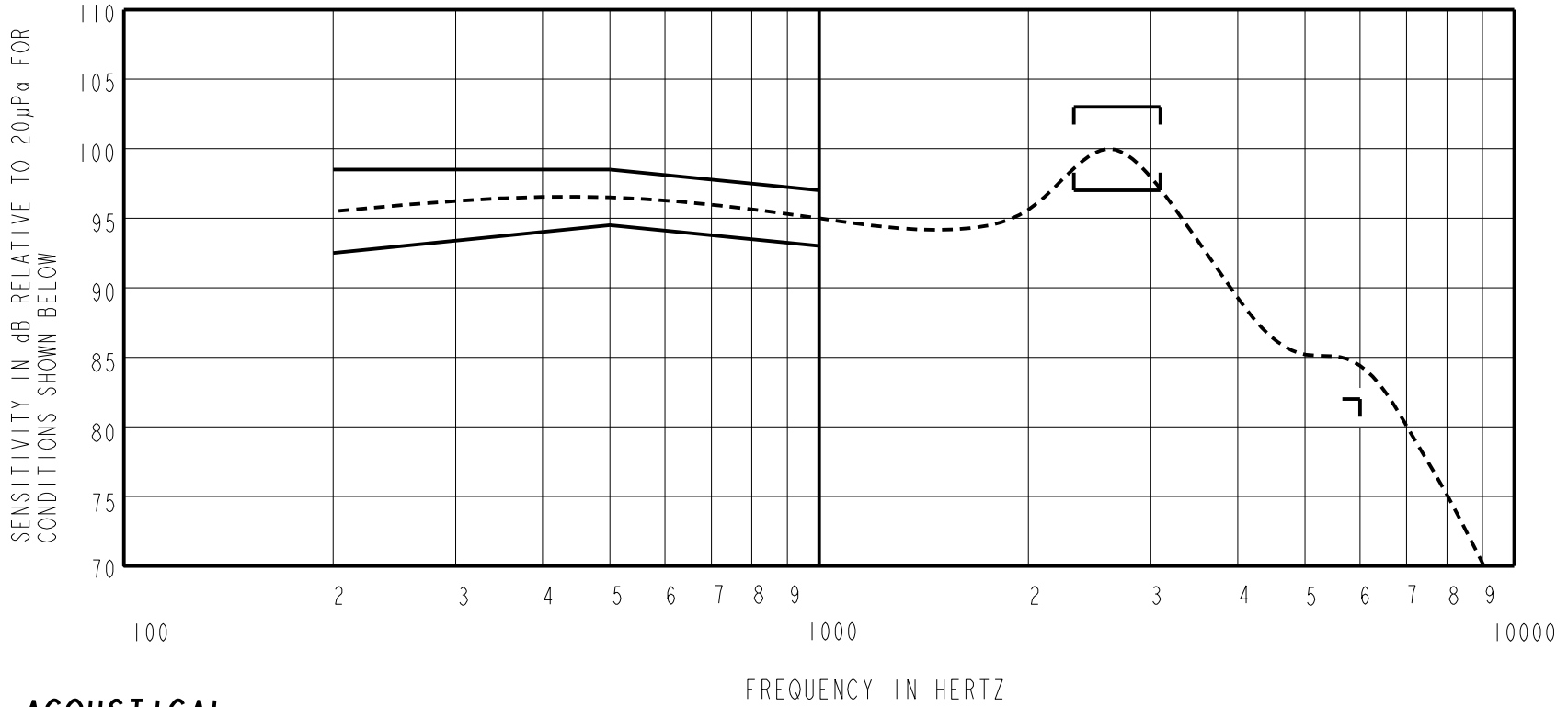
KNOWLES ELECTRONICS
ITASCA, ILLINOIS U.S.A.

THIS IS A TYPE III DAMPED MAGNETIC BALANCED ARMATURE RECEIVER INTENDED FOR USE IN CIC HEARING INSTRUMENTS.

TYPE III DAMPING

FK-26816-000
SHEET 2.1

CONSTANT VOLTAGE DRIVE CONDITIONS



ACOUSTICAL

SENSITIVITY
DEVICE WILL PRODUCE THE SPL LISTED BELOW UNDER TEST CONDITIONS DESCRIBED IN TABLE 3.
NOMINAL SENSITIVITY AT 1kHz IS dB RELATIVE TO 20µPa. ALL OTHER VALUES
IN dB RELATIVE TO THE SENSITIVITY AT 1kHz.

FREQUENCY (Hz)	MINIMUM	NOMINAL	MAXIMUM
200	-2.5	+0.5	+3.5
500	-0.5	+1.5	+3.5
1000	-2.0	95.0	+2.0
2250 - 3250	+2.0	+5.0	+8.0
6000	-13.0	---	---

PORT LOCATION: 12S

TABLE 1

TOTAL HARMONIC DISTORTION
DEVICE WILL NOT EXCEED TOTAL HARMONIC DISTORTION LEVELS LISTED BELOW.

FREQUENCY (Hz)	AC DRIVE (V rms)	DC BIAS (mA)	LIMIT (%)
920	0.12	0	5
1380	0.12	0	5
920	0.34	0	10

TABLE 2

TEST CONDITIONS

NOMINAL SOURCE VOLTAGE	0.12 V rms, 0 mA DC BIAS
SOURCE IMPEDANCE	<1 Ohm
TUBING	10mm [.394"] LONG, 1mm [.039"] I.D.
COUPLER CAVITY	2 CM ³ , SIMULATED ANSI S3.7 TYPE HA-3 (IEC 60318-5)

TABLE 3

ELECTRICAL

DC RESISTANCE	57 Ohm ± 10%
IMPEDANCE @ 500 Hz	76 Ohm ± 15%
IMPEDANCE @ 1kHz	109 Ohm ± 15%

TABLE 4

ISOLATION: CASE WILL BE ELECTRICALLY ISOLATED FROM THE COIL CIRCUIT.

Revision	C.O. #	Implementation Date	RELEASE LEVEL	REVISION
F	C10114032	11-7-12	Active	F
E	C10112307	4-20-11		
D	C10111598	8-17-10		
WHEN TEST LIMITS ARE USED TO ESTABLISH INCOMING INSPECTION ACCEPTANCE/REJECTION CRITERIA, CORRELATION OF TEST EQUIPMENT WITH KNOWLES IS ALSO REQUIRED FOR ELIMINATION OF EQUIPMENT AND TEST METHOD VARIATION			DR. BY	DATE
TITLE: RECEIVER PERFORMANCE SPECIFICATION			MMM	9-6-05
			FK-26816-000 SHT 2.1	
			CK. BY	DATE
			GJP	9-12-05
			APP. BY	DATE
			GJP	9-12-05

KNOWLES ELECTRONICS
ITASCA, ILLINOIS U.S.A.